

Oxen Craft Activities

This printable includes two fun oxen crafts for you to complete, and a word-find puzzle.

There is an oxen tube figurine and an oxen paper bag puppet.

You will need to gather scissors, glue, a toilet paper tube, craft or construction paper, a brown paper bag, and crayons. Enjoy!

Oxen Tube Figurine Craft


1. Use crayons or markers to color the 3 oxen pieces the color you would like your oxen to be. Most oxen are a shade of brown, gray, white, or black.
2. Cut the three oxen pieces out using scissors.
3. Glue the tube between the front and back legs of your oxen (see left picture below).
4. Glue the head of your oxen to the top of the front legs. March your oxen around to show your family and friends.



Oxen Puppet Craft

1. Use scissors to cut out the provided templates.
2. Use a pencil or crayons to trace the templates onto your craft or construction paper.
3. Cut out the paper oxen pieces you traced.
4. Glue the paper oxen pieces onto your paper bag (see right picture above).
5. Use your puppet to tell your family and friends a story about life on the farm.





Oxen Puzzle

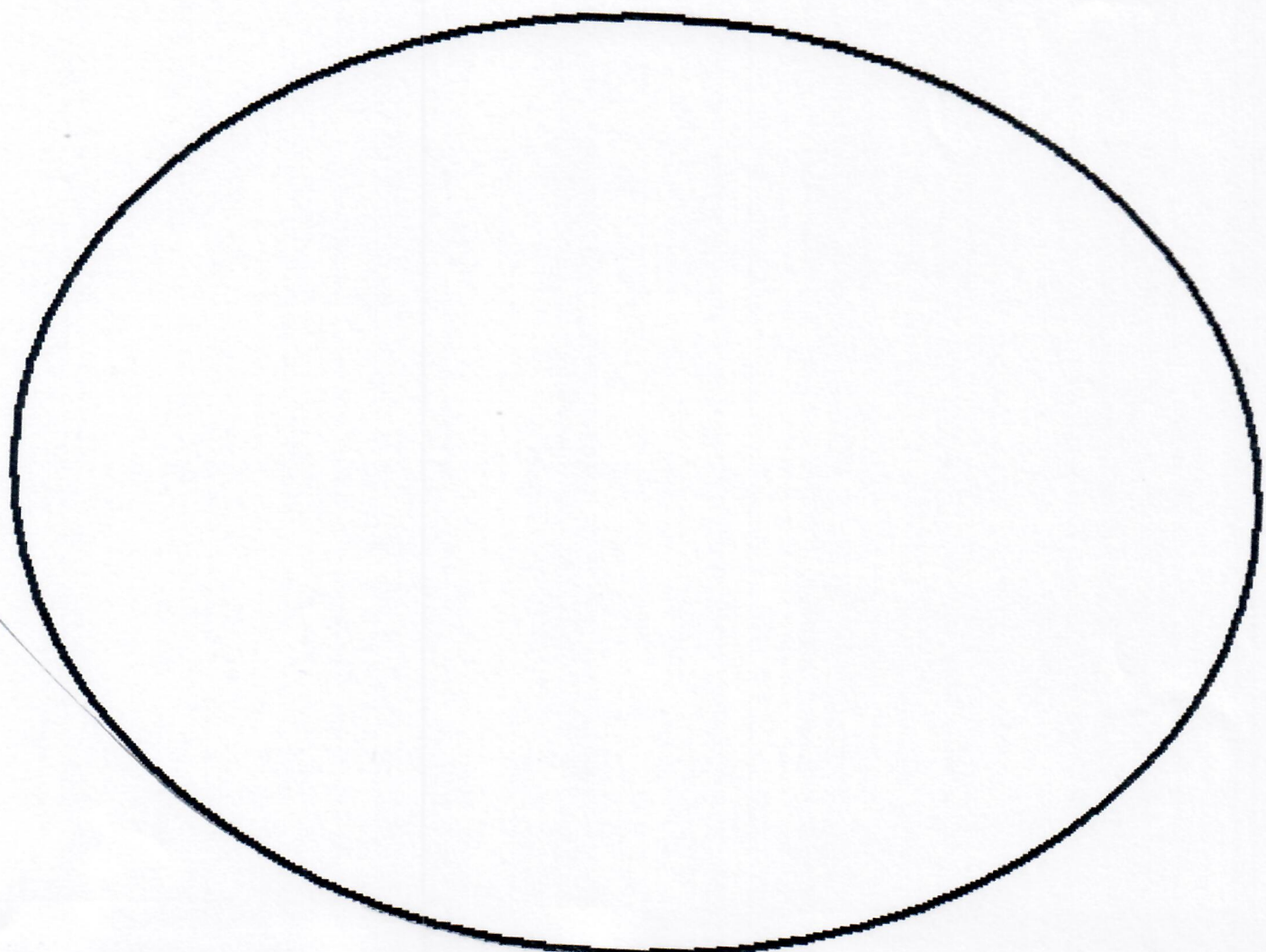

Find these words in the puzzle below.

Cattle
Goad
Horn
Oxen
Red Devon
Work

Fence
Hay
Load
Pasture
Teamster
Yoke

n w a z b m v y d g v k c m x
d s f g t g t a n p t g a g b
h t j m v q o m g i r x t s e
r o p p f g y x n c j a t h r
i h r e a g q r l o a d l y f
o a n n e s e s t k e m e b k
t c l m p t t f l r u k x h s
e v b b s t q u g o v l o a r
z k w m a c v o r w o a s y a
x y a n e x o k x e o i e z j
r e d d e v o n y r w z s t l
t w h o b n i p m s q m q d a
n b k t w z f z p m m u n b h
c p c q b f a n o k m l g g r
a i t e v d u w p p l c o b l





Cow Paper Bag Puppet

