




Pigs

The pig – referred to as a domestic or wild swine – hails from Europe, Asia and the forests of North Africa. It is believed that pigs were brought over from Europe to America on Christopher Columbus' second voyage in 1493 and were introduced to the mainland in the early 1500s. Pigs are stout-bodied, short-legged, omnivorous mammals. They have thick skin that is sparsely coated with short bristles. Some wild pigs or boars have tusks and they can live up to 25 years. There are around one billion pigs alive at any moment, making the domestic pig one of the most numerous large mammals on the planet.

Pigs are natural foragers so they will eat whatever they can find that appears appetizing. Wild pigs commonly eat acorns, fruits, flowers, roots and some insects. Domestic pigs are fed a diet of corn and soybean meal with extra vitamins and minerals mixed in so they stay as healthy as possible. While some pigs, especially miniature breeds are kept for pets, pigs have been historically raised for meat, leather and bristles to be used by the farmer. A pig's skin and organs are very similar to a human's so they are used in some medical procedures including heart valve replacements.





Paper Bag Pig Puppet Craft



Supplies

- 1 Lunch-size Paper Bag
- Templates on page 3 of this document
- 1 sheet of Pink Paper
- Pink Paint
- Paintbrush
- Scissors
- Glue
- Black Marker

Instructions

1. Print out the templates on page 3 of this document. Cut out the template pieces. Set the eyes aside.
2. Trace the templates onto the pink paper. Cut them out. Curl the tail and the top edges of the ears by wrapping them around the black marker.
3. Paint the entire front of the paper bag using the pink paint and paintbrush. Allow to dry completely.
4. Glue the eyes, nose, ears and tail onto your paper bag using the picture above as a guide. Use the black marker to add nostrils on your pig's nose and draw a mouth on your pig's face as well.
5. Use your pig puppet to tell your family a story about life on the farm.



Paper Bag Pig Puppet Craft Templates




Use the templates below for the paper bag pig puppet craft.




Eyes



nose



left
ear



right
ear



tail